

THE EVENING RISE

February 2016

Issue: 182

Official Publication of the Mornington Peninsula Fly Fishers Inc.

Established: 1998



MPFF Mission Statement

To promote, foster and encourage the art of fly fishing in all its aspects.

To promote, foster and encourage the art of fly tying.

To promote, foster and encourage the sport of fly casting.

To increase the pleasure derived by members from their sport by social intercourse, interchange of ideas and by collective or mutually assistive action generally.

To promote and assist in the stocking with trout and other sporting fish, of local and other waters.

To foster and promote the conservation of the environment on which the sport of fly fishing is practised and to assist scientific and practical research in all matters pertaining to the sport.

To do all such other things that are incidental to or conducive to the attainment of these purposes and for the exercise of the power of the club.



PRESIDENTS LINE

Greetings Fellow Fly Flickers and a Happy New Year to you all.

Well the Tassie trip has been and gone—and what a mixed bag! Gale force winds for most of the week, snow again and mixed fishing results due to the weather and low water in a number of the usual hot spots.

The good results were for those who braved the cold at night and waited till the wind dropped to fish the low levels at the Great Lake.

However, all was not in vain as new waters were discovered and explored. The explorers travelled to find exotic foods and rare timbers—and didn't really care if the weather was s...t!

Devilbend seems to be getting more and more results reported—so the year may produce some of those things we have been waiting for!!

Hope to catch up with you on the water somewhere, some time soon.

Regards, Russ Johnson.



CLUB CONTACT DETAILS

President:	Russell Johnson	russj.john@gmail.com
Vice President:	Steve Darnell	stevewd2000@yahoo.com
Secretary:	Ian Herron	iherron@bigpond.net.au
Treasurer:	Robert Fisher	rfisher1251@bigpond.com

Website: www.mpff.org.au

P.O. Box 848, Frankston, VIC. 3199

CLUB REMINDERS

FLY TYING

Sunday March 6th @ Bob Fisher's

COMMITTEE MEETING

Thursday 10th March 6.30 pm

CLUB MEETING

Thursday 25th March @ Wranglers

AT THE MEETING

Members Reports & Photos

Xmas / Tasmania /

FOR YOUR DIARIES

Club Trip Wendouree / Ballarat Area

Friday—Sunday March 25/27th

SHOT OF THE MONTH

New member Kees first fish from a river on the fly!

CLUB TRIP THIS WEEKEND

This month's Club Trip is to the Ballarat region with accommodation at Creswick Caravan Park— a great chance to try some different lakes in the area.

Anyone coming early on Friday is invited to join in a few drinks with the Ballarat Fly Fishers at their clubrooms on Lake Wendouree—an opportunity to pick up a few tips on where the fish are biting. Happy Hour commences at 4.30 pm and the Clubrooms are located on Lake Wendouree between Mair St and Pleasant St Nth.

For those not wishing to make a weekend of it—why not come up for the day on Saturday and join in the fishing.

LAST MEETING

We welcomed all members, partners and guests to our annual Xmas BBQ break-up.

The meat was well cooked, the salads filling and the desserts disappeared.

Members enjoyed socializing over a convivial Xmas drink and there was much discussion about the NZ trip and other fishing highlights.

The Special Effort Raffle was drawn and the major prize of a rod and reel was won by one of our new members—congratulations Keith!

CLUB FISHING SHIRTS NOW AVAILABLE



The long sleeved fishing shirts have now been embroidered with the club logo and are available from Steve Darnell at any meeting.

All those that were pre-ordered have now been sold and we have restocked some more in a range of sizes that are now available for purchase by members.

We also have a range of club polo shirts, embroidered badges and stickers, & metal badges available for sale. Just ask Steve at any meeting!

TASMANIA FISHING REPORT

Thirteen members travelled to Tasmania for this year's annual trip. Once again we were accommodated in Tiger Hut at Liawenee.

After an uneventful trip over on the ferry and a brief stop at Deloraine to top-up our provisions we quickly unpacked and headed in all directions to our favourite lake.

Some went up to the top to Lake Kay and Botsworth, whilst others travelled via Miena to the popular Little Pine and Penstock Lagoons.

At the evening meal and drink the tally was two trout.

Unfortunately the weather and fishing deteriorated over the early part of the week with cool conditions, even "snow showers!", and very strong winds.

Best fishing of the week was at night on the Great Lake—resulting in some very nice fish being landed.

As usual the fishing was hard, but the camaraderie was excellent—all present enthusiastically commenting on the great time we had together.




Fly Line Spooler


Transferring lines back and forth between the spools and reels can be something of a "putting sauce back in the bottle" job. Here's a gadget that makes it easy, is quite portable for use in the field, and is quite easy to construct. The pictures demonstrate the concept.

You may wonder whether tightening the clamp on the rod shaft might damage it. I tried to damage a junk rod by tightening the clamp as tight as I could with my fingers and didn't hurt it. This was quite a bit tighter than it needed to be for the gadget to work.

Editor's note: The imperial measurements suggested reflect the source of the idea!!!!

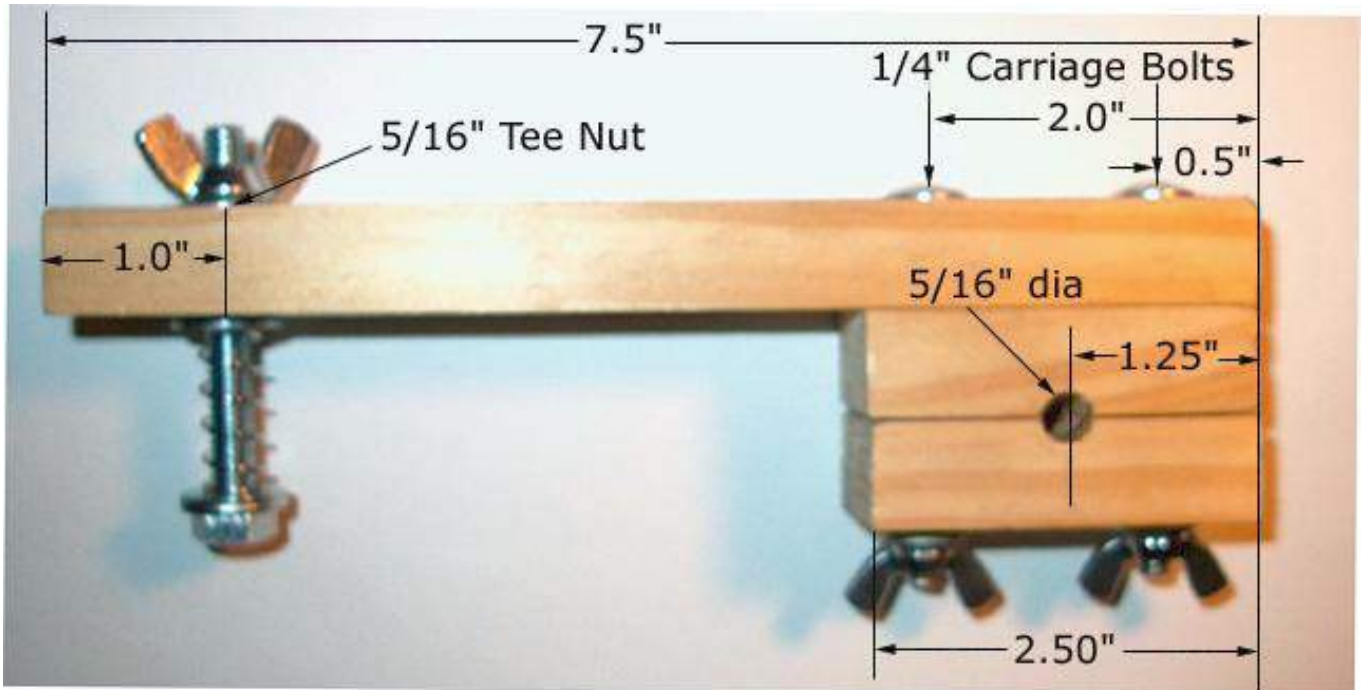


Side view of winder attached to rod with reel



Top view of winder attached to rod with reel

Clamp And Spool Holder Plan



The dimensions shown are not critical. The material is nominal 2 x 1 pine

Thanks to Mike McGuire of Peninsula Fly Fishers (USA) for the idea.

ADVANCE NOTICE—EARLY BIRD OFFER CLOSES SOON!!

Ballarat Flyfishers Club



Lake Wendouree Two Fly 2016 2nd & 3rd April 2016

(Incorporating the Jim Thomas Memorial Trophy)



The 2015 Lake Wendouree Two Fly winner Asitha Balachandra, receiving the Jim Thomas Memorial Trophy and the Stalker Glide Fly rod from Allan Townsend, BFFC President.

The competition will be held over 2 days (2nd & 3rd April 2016). The cost of entering the event will be \$50 per fly-fisher. This includes entry to the event, a 2 course dinner at the Saturday night Gala event and breakfast on Sunday.

The winner of the Lake Wendouree Two Fly will receive:- Miniature Jim Thomas Memorial trophy and a Stalker Glide Fly Rod, total value of \$650.

The number of Flyfishers able to enter the event will be limited to ensure the quality of the fishing and to provide access to adequate fishing areas on Lake Wendouree.

The event has become extremely popular and is now regarded as the "not to be missed" event in Victoria's fly fishing calendar.

Special Early Bird Offer-Register by 1st March for your chance to win.....

If you register and pay for your ticket on www.trybooking.com/JNLR prior to 5pm on the 1st March 2016, you not only guarantee your place in the event but you also automatically go into the draw for nearly \$500 worth of fly fishing gear from Hurley's Fly Fishing. This prize includes Stalker Back Country Waders, Wading Jacket and cap.



Contact Chris Doody on 0428304004 or via email on chrisdoodv@bigpond.com for further information.

Exclusive Event Sponsor

Hurley's
FLY FISHING

LAKE WENDOUREE "TWO FLY" RULES

Ballarat Flyfishers Club



Rules of the Lake Wendouree Two Fly 2015 competition

Fly-fishers will be restricted to using their allocated two flies for the 2 day competition.

- 1) Each participating Fly-fisher will provide two flies of their choice to the Registration Desk.**
- 2) The two flies will then be:-**
 - a) reviewed to ensure their suitability for trout fishing in Lake Wendouree, and if suitable,
 - b) if the flies are deemed not suitable, the flyfisher will be asked to resubmit 1 or 2 flies which are suitable.
 - c) placed into an envelope, and be numbered
 - d) placed into a draw, where each registered fly-fisher will randomly draw out an envelope containing two flies.
- 3) The fly-fisher can then only use those two flies during the competition.**
 - a) Flyfishers can choose to use either/both of the flies at the one time on their fly line, over the two days.
 - b) Each fly-fisher must record the length of each and every trout they catch on the provided official fish catch card and using a commercially available ruler. This data goes towards developing future stocking proposals for Lake Wendouree.
 - c) If the Fly-fisher loses one of their flies, they can use the second single fly for the rest of the competition.
 - d) If the Fly-fisher loses both flies, they can still continue to fish but any fish caught cannot be entered onto the official catch card and hence, will not be counted towards winning the trophy.
- 4) The Jim Thomas Memorial trophy will be awarded to the fly-fisher who has caught the longest trout, during the listed competition times based on length (rounded up to the next centimetre, from *tip* of nose to the *centre* of tail fork), using an approved ruler (and verified by a second registered fly-fisher)**
 - a) If two fish are registered as having the same winning length, each fly-fisher's second longest fish will be used to determine winner.
- 5) Registration-**
 - a) Registration will be from 8am to 9am, Flies will handed out at 9:15, Rules briefing at 9:30am,
- 6) Fishing Sessions:-**
 - a) **Saturday- starts at 10am and ends at 4pm** (fish registrations must be handed in by 4:15pm)
 - b) **Sunday- starts at 5am and ends at 12 noon** (fish registrations must be handed in by 12:15pm)
- 7) Presentations: - Trophies to be presented at 12:45pm.**
- 8) Fishing will be allowed from either a boat or from the shore**
- 9) All fishing and boating regulations must be adhered to.**

FROM THE FLY TIERS DESK — HIGHLAND DUN



1 Fix the hook in the vise and run the tying thread down the shank from the eye to opposite the barb. Catch in a few fibers of dark brown cock hackle and 2 inches (5cm) of fine, oval, gold tinsel.



2 Wind close turns of thread over the waste ends of the hackle fibers and tinsel to provide an even base for the body. Dub on a pinch of dark brown fur and wind it on to form a slim body.



3 Wind on four turns of the gold tinsel and secure. Select two slips of hen pheasant feathers, taken from opposing wings. Place them together, dull-sides in, so that their tips are level and the feathers curve away from each other.



4 Catch in the hen pheasant wings with a winging loop just in front of the body.



5 Secure the wings with tight thread turns before trimming off the waste ends. Use turns of thread around the wing base to bring the wings upright.



6 Prepare a dark brown cock hackle with fibers twice the length of the hook gape. Catch it in at the wing base, and make three turns behind and two turns in front of the wing. Secure and remove the waste end before casting off.

SHOT OF THE MONTH



*New member Kees with
his first fish on a river
15/1/16*

Thanks to Alf for the photo
and guiding skills. It's not all
about the fishing!!

OUR MAJOR SPONSOR

Hurley's
FLY FISHING



- Our goal is to bring you top quality fly fishing tackle at the very best prices.
- Our prices are 30-50% less than retail for similar quality products, and within reach of the person who it matters most to....you!
- The difference is ours don't come with the same high price tag.



Find us on:
facebook®

www.hurleysflyfishing.com.au